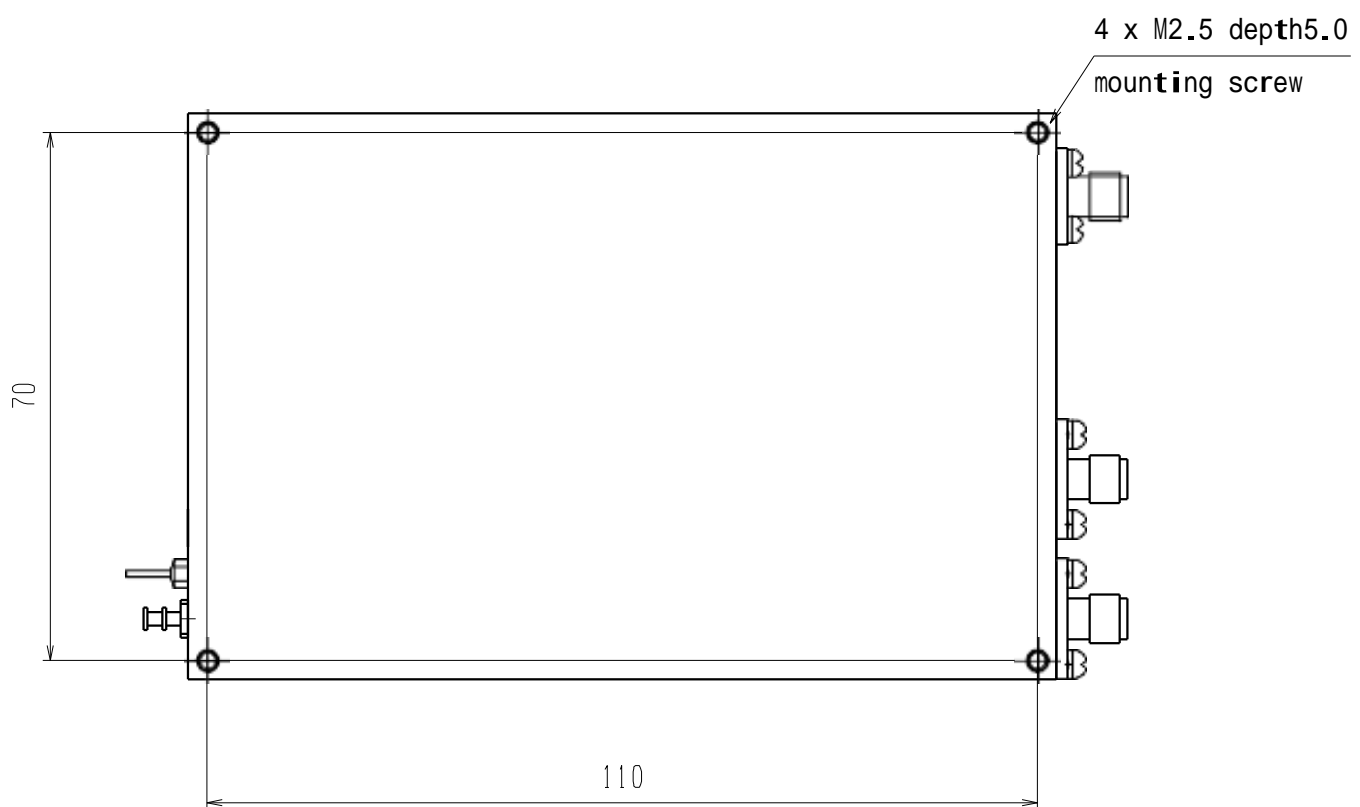

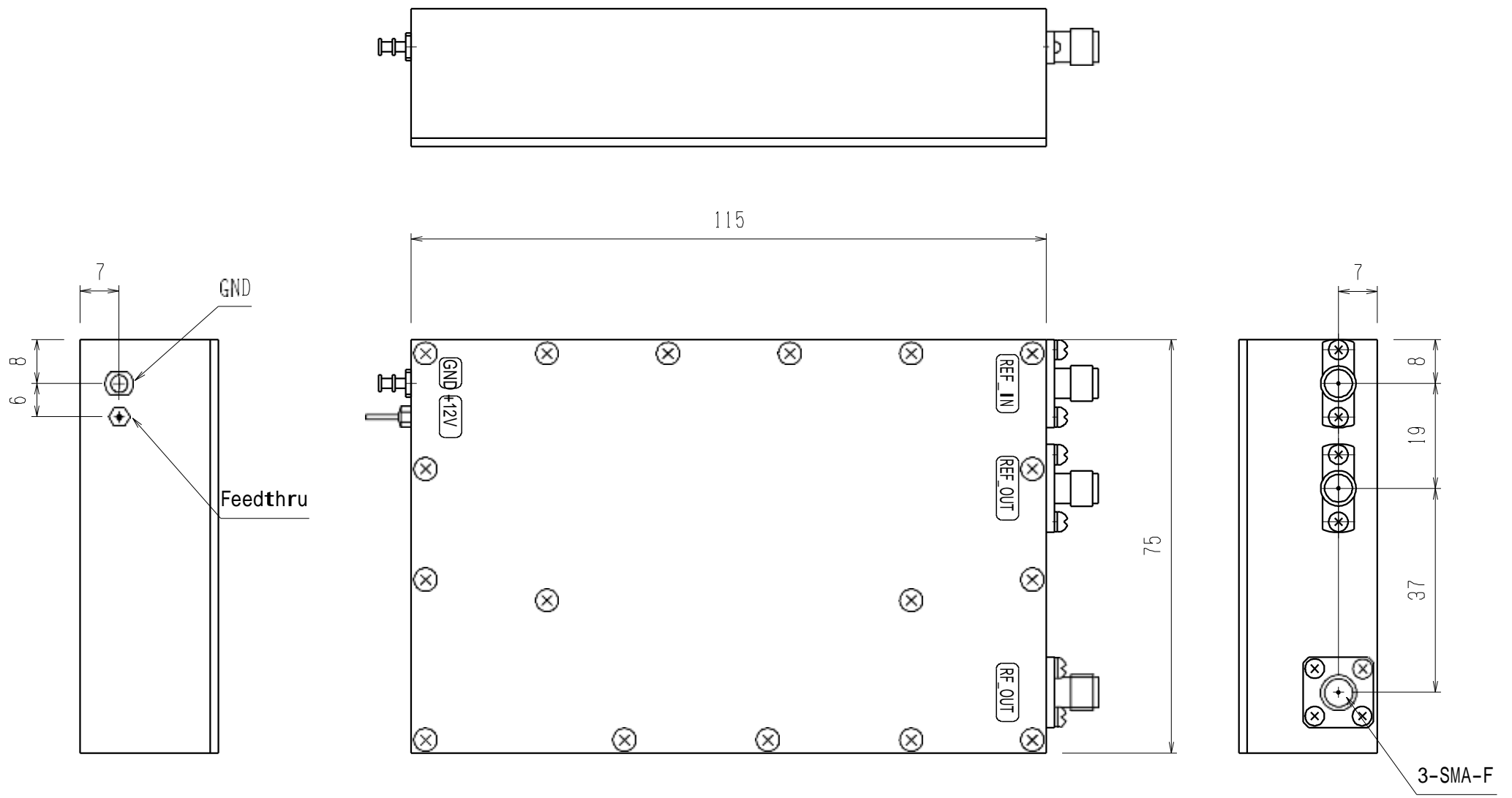


Specification for 5.120GHz Band Signal Sources

Model : MX006

Item	Specification	Note
1.0 Electrical Performance		
1.1 RF Output Signal		
** 1) Frequency Range	5.120 GHz	RL=50 ohms
2) RF Output Power	+10dBm Min.	
3) Phase Noise Level		
Offset 10 Hz	$\leq -70\text{dBc/Hz}$	
100 Hz	$\leq -100\text{dBc/Hz}$	
** 1 KHz	$\leq -120\text{dBc/Hz}$	
10 KHz	$\leq -131\text{dBc/Hz}$	
100 KHz	$\leq -133\text{dBc/Hz}$	
1 MHz	$\leq -140\text{dBc/Hz}$	
4) Spurious		
Non-Harmonics	$\leq -65\text{ dBc}$	
Harmonics	$\leq -35\text{ dBc}$	
1.2 External Reference		
1) Input Frequency	10.000 MHz Sine Wave	Input Impedance=50 ohms
2) Input Level	0dBm typical	
3) Phase Noise Level	C/N $\leq -150\text{dBc/Hz}$ @100Hz	
4) Lock Range	$\geq \pm 1\text{ppm}$	
1.3 Reference Output		
1) Output Frequency	10.000MHz Sine Wave	RL=50 ohms
2) Output Level	+6dBm \pm 2dB,	
3) Phase Noise Level	C/N $\geq -150\text{dB/Hz}$ @100Hz	
*1 4) Frequency Stability	Same as Ext. Ref. IN	
1.4 DC Power	+12V \pm 5% 600mA Max	
2.0 Temp. Range		
2.1 Operating	-20~+70deg. C	
2.2 Storage	-40~+70deg. C	
3.0 Package		
** 3.1 Package Size	115(L) \times 75(W) \times 25(T) mm	See attached
	Tolerance : $\pm 0.1\text{mm}$	
3.2 Connector	RF_OUT : SMA(F) REF_IN, REF_OUT : SMA(F) DC Power : Feedthrough	

* 1 Frequency Stability, 1X10⁻⁷ will be kept by Internal reference when No external Reference In.



UNIT : mm

RoHS

5.120GHz Signal Source
 MX006
 NEL Frequency Controls Inc.