

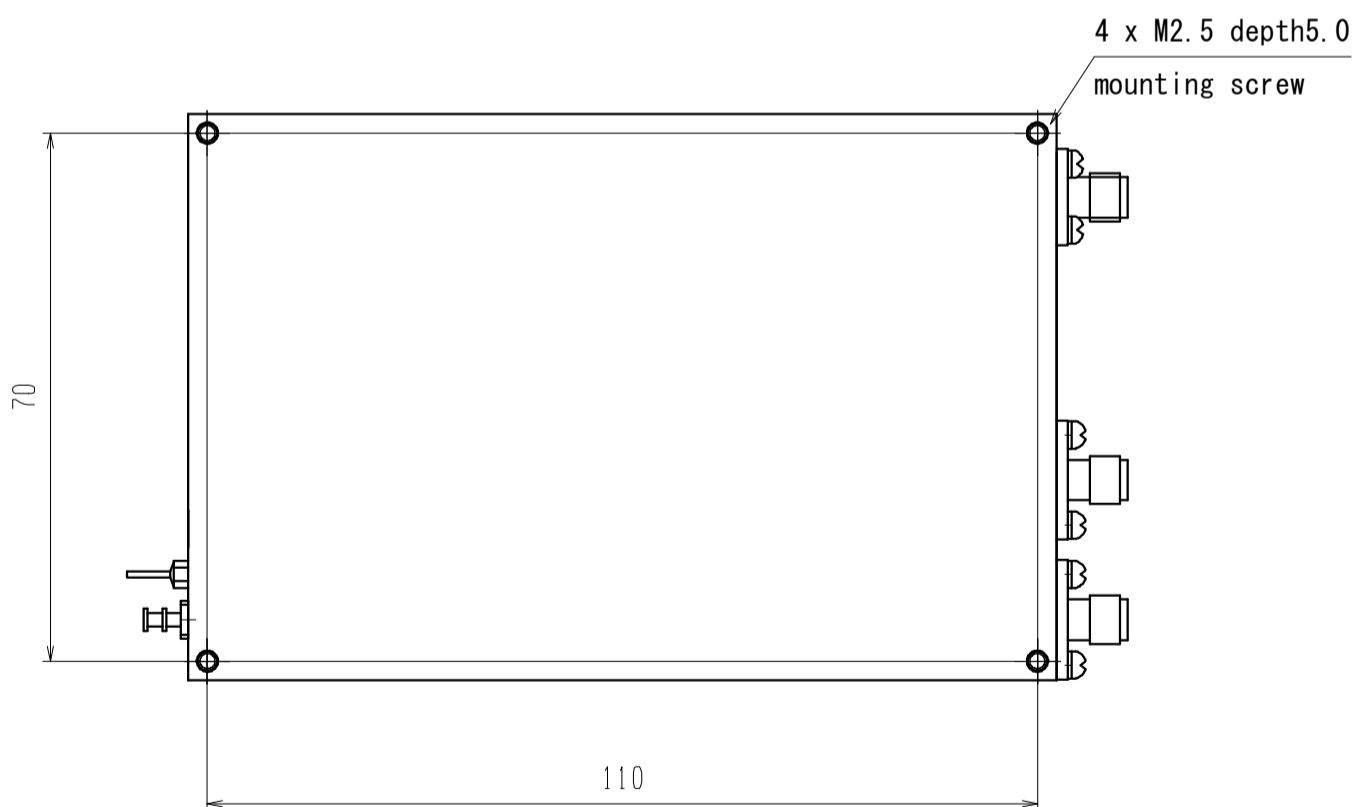

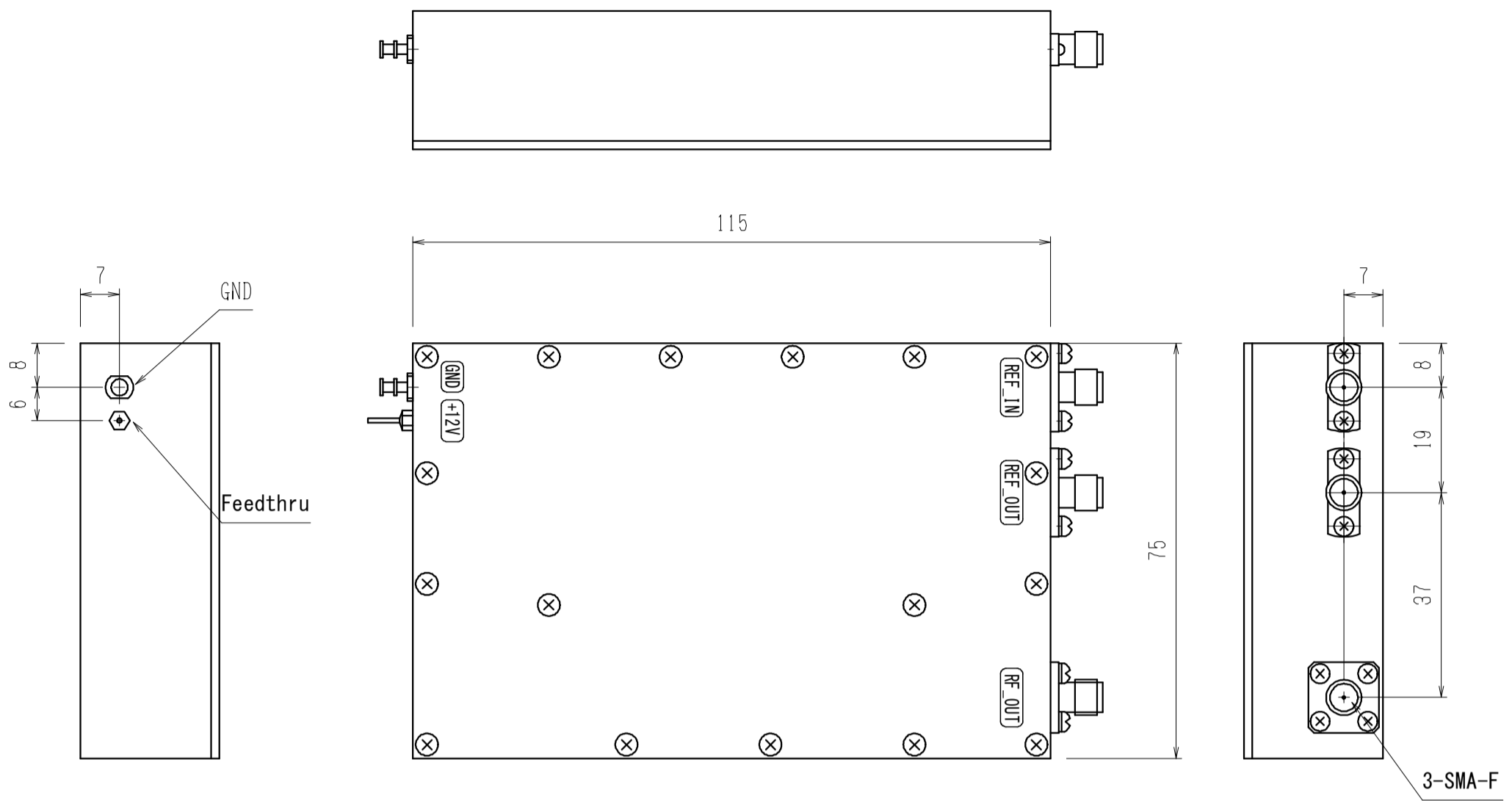


Specification for 11.000GHz Band Signal Sources

Model : MXO13

| Item | Specification | Note |
|----------------------------|---|-------------------------|
| 1.0 Electrical Performance | | |
| 1.1 RF Output Signal | | |
| ** 1) Frequency Range | 11.000 GHz | RL=50 ohms |
| 2) RF Output Power | +10dBm Min. | |
| 3) Phase Noise Level | | |
| Offset 10 Hz | ≤ -63dBc/Hz | |
| 100 Hz | ≤ -93dBc/Hz | |
| ** 1 KHz | ≤ -118dBc/Hz | |
| 10 KHz | ≤ -136dBc/Hz | |
| 100 KHz | ≤ -138dBc/Hz | |
| 1 MHz | ≤ -138dBc/Hz | |
| 4) Spurious | | |
| Non-Harmonics | ≤ -65 dBc | |
| Harmonics | ≤ -35 dBc | |
| 1.2 External Reference | | |
| 1) Input Frequency | 10.000 MHz Sine Wave | Input Impedance=50 ohms |
| 2) Input Level | 0dBm typical | |
| 3) Phase Noise Level | C/N ≤ -150dBc/Hz @100Hz | |
| 4) Lock Range | ≥ ±1ppm | |
| 1.3 Reference Output | | |
| 1) Output Frequency | 10.000MHz Sine Wave | RL=50 ohms |
| 2) Output Level | +6dBm ± 2dB, | |
| 3) Phase Noise Level | C/N ≥ -150dB/Hz @100Hz | |
| *1 4) Frequency Stability | Same as Ext. Ref. IN | |
| 1.4 DC Power | +12V ± 5% 600mA Max | |
| 2.0 Temp. Range | | |
| 2.1 Operating | -20 ~ +70deg. C | |
| 2.2 Storage | -40 ~ +70deg. C | |
| 3.0 Package | | |
| ** 3.1 Package Size | 115 (L) × 75 (W) × 25 (T) mm Tolerance : ±0.1mm | See attached |
| 3.2 Connector | RF_OUT : SMA (F) REF_IN, REF_OUT : SMA (F) DC Power : Feedthrough | |

* 1 Frequency Stability, 1X10⁻⁷ will be kept by Internal reference when No external Reference In.



UNIT : mm

RoHS

11.000GHz Signal Source
 MXO13
 NEL Frequency Controls Inc.